

(1) (a)

Statement Showing Shareholding Pattern


Name of the Company: GAYATRI TISSUES AND PAPERS LIMITED

Quarter ended 30.06.2014


Scrip Code :512479(BSE); Name of the Scrip:Gayatri Tissue and Papers Limited; Class of Security: Equity

Partly paid-up shares:-	No. of partly paid-up shares	As a % of total no. of partly paid-up Shares	As a % of total no. of shares of the company
Held by promoter/promoter group	0	0	0
Held by public	0	0	0
Total	0	0	0
Outstanding convertible securities:-	No. of outstanding securities	As a % of total no. of outstanding convertible securities	As a % of total no. of shares of the company, assuming full conversion of the convertible securities
Held by promoter/promoter group	0	0	0
Held by public	0	0	0
Total	0	0	0
Warrants:-	No. of warrants	As a % of total no. of warrants	As a % of total no. of shares of the company, assuming full conversion of Warrants
Held by promoter/promoter group	0	0.00	0.00
Held by public	0	0.00	0.00
Total	0	0.00	0.00
Total paid-up capital of the company, assuming full conversion of warrants and convertible securities	1500000		

Category Code	Category of Shareholder	Number of Share Holders	Total Number of Shares	Number of Shares held in Dematerialized Form	Total Shareholding as a percentage of total Number of Shares		Shares Pledged or otherwise encumbered	
					As a Percentage of (A+B) (VI)	As a Percentage of (A+B+C) (VII)	Number of Shares (VIII)	As a Percentage (IX) = (VIII)/(IV)*100
(I)	(II)	(III)	(IV)	(V)	(VI)	(VII)	(VIII)	(IX)
A	Promoter and Promoter Group							
(1)	Indian							
(a)	Individuals/Hindu Undivided Family	1	1124700	1124700	74.98	74.98	0	0.00
(b)	Central Government /State Government (s)	0	0	0	-	-	0	-
(c)	Bodies Corporate	0	0	0	-	-	0	-
(d)	Financial Institutions / Banks	0	0	0	-	-	0	-
(e)	Any other(PAC)	0	0	0	-	-	0	0.00
(f)	Others	0	0	0	0.00%	0	0	0
	Sub-Total (A)(1)	1	1124700	1124700	74.98	74.98	0	0.00
(2)	Foreign							
(a)	Individuals (Non Resident Individual Foreign Individuals)	0	0	0	-	-	0	-
(b)	Bodies Corporate	0	0	0	-	-	0	-
(c)	Institutions	0	0	0	-	-	0	-
(d)	Qualified Foreign Investor	0	0	0	-	-	0	-
(e)	Any Other	0	0	0	-	-	0	-
	Sub-Total (A)(2)	0	0	0	-	-	0	-
	Total Shareholding of Promoter and Promoter Group A=(A)(1) + (A)(2)	1	1124700	1124700	74.98	74.98	0	0
B	Public Shareholding							
(1)	Institutions							
(a)	Mutual Funds/UTI	0	0	0	-	-	0	-
(b)	Financial Institutions/Banks	0	0	0	-	-	0	-
(c)	Central Government/State Government	0	0	0	-	-	0	-
(d)	Venture Capital Funds	0	0	0	-	-	0	-
(e)	Insurance Companies	0	0	0	-	-	0	-
(f)	Foreign Institutional Investors	0	0	0	-	-	0	-
(g)	Foreign Venture Capital Investors	0	0	0	-	-	0	-
(h)	Qualified Foreign Investor	0	0	0	-	-	0	-
(i)	Any Other	0	0	0	-	-	0	-



	Sub-Total (B)(1)	0	0	0	-	-	0	-
(2)	Non-institutions							
(a)	Bodies Corporate	0	0	0	-	-	0	-
(b)	Individuals							
	i Individual Shareholders holding nominal share capital upto Rs. 1	182	301200	4400	20.08	20.08	0	-
	ii Individual Shareholders holding nominal share capital in excess of Rs. 1 Lakh	1	74100	74100	4.94	4.94	0	-
	Qualified Foreign Investor-							
(c)	Corporate	0	0	0	-	-	0	-
(d)	CLEARING MEMBER	0	0	0	-	-	0	-
(e)	TRUST	0	0	0	-	-	0	-
(f)	Non Resident Individuals	0	0	0	-	-	0	-
(g)	Foreign Bodies Corp	0	0	0	-	-	0	-
(h)	Foreign Nation	0	0	0	-	-	0	-
	Sub-Total (B)(2)	183	375300	78500	25.02	25.02	0	-
	Total Public Shareholding							
	B=(B)(1)+(B)(2)	183	375300	78500	25.02	25.02	0	-
	Total (A)+(B)	184	1500000	1203200	100.00	100.00	0	-
(C)	Shares held by Custodians and against which Depository Receipts have been issued							
(1)	Promoter and Prmoter Group	0	0	0	0	0	0	0
(2)	Public	0	0	0	0	0	0	0
	GRAND TOTAL (A) + (B) + (C)	184	1500000	1203200	100.00	100.00	0	0




**(I)(b) Statement showing Shareholding of persons belonging to the category
“Promoter and Promoter Group”**

Sl. No.	Name of the shareholder	Total shares held		Shares pledged or			Details of		Details of Convertible		Total Shares (including underlying shares assuming full conversion of warrants and convertible securities) as a % of diluted share capital No. of shares
		Number	As a % of grand total (A)+(B)+(C)	Number	% of Total Shares Held	As a % of grand total (A)+(B)+(C)	No of warrant held (VIII)	As a% total number of warrants of the same class	No of convertible securities held	As a% total number of convertible securities of the same class	
1	INDIRA TIKKAVARAPU	1124700	74.98	0	0.00	0.00	0	0.00	0	0.00	74.98
	TOTAL	1124700	74.98	0	0.00	0.00	0	0.00	0	0.00	74.98

**(I)(c) Statement showing Shareholding of persons belonging to the category
“Public” and holding more than 1% of the total number of shares**

Sl. No.	Name of the shareholder	No. of shares	Shares as % of Total No. of Shares	Details of		Details of		Total Shares (including underlying shares assuming full conversion of warrants and convertible securities) as a % of diluted share capital No. of shares
				No of warrants held	As a% total number of warrants of the same class	No of convertible securities held	% total number of convertible securities of the same class	
1	PURNA CHANDER RAO POPURI	74100	4.94	0	0	0	0	4.94
	TOTAL	74100	4.94	0	0	0	0	4.94



(I)(c) Statement showing Shareholding of persons belonging to the category "Public" and holding more than 5% of the total number of shares

Sl. No.	Name of the shareholder	No. of shares	Shares as % of Total No. of Shares	Details of Warrants		Details of Convertible		Total Shares (including underlying shares assuming full conversion of warrants and convertible securities) as a % of diluted share capital No. of shares
				No of warrants held	As a % total number of warrants of the same class	No of convertible securities held	% total number of convertible securities of the same class	
1	TOTAL	0	0	0	0	0	0	0
	TOTAL							

(I)(d) Statement showing details of locked-in shares

Sl. No.	Name of the shareholder	Number of shares	Shares as % of Total No. of Shares	Category
	TOTAL	0	0	
	TOTAL			

(II)(a) Statement showing details of Depository Receipts (DRs)

Sl. No.	Type of outstanding DR (ADRs, GDRs, SDRs, etc.)	Number of outstanding DRs	Number of shares underlying outstanding DRs	Shares underlying outstanding DRs as a percentage of total number of shares
1	TOTAL	0	0	0.00
	TOTAL			

(II)(b) Statement showing Holding of Depository Receipts (DRs), where underlying shares are in excess of 1% of the total number of shares

Sl. No.	Name of the DR Holder	Type of outstanding DR (ADRs, GDRs, SDRs, etc.)	Number of shares underlying outstanding DRs	Shares underlying outstanding DRs as a percentage of total number of shares
1	TOTAL		0	0.00
	TOTAL			

