


Format of holding of specified securities			
1	Name of Listed Entity	GAYATRI TISSUES AND PAPERS LIMITED	
2	Scrip Code/Name of Scrip/Class of Security		
3	Share Holding Pattern Filed under Reg.31(1)(a)/Reg.31(1)(b)/Reg.31(1) (c)	Regulation 31(1)(b)	
	a. If under 31(1)(b) then indicate the report for Quarter ending	30.06.2016	
	b. If under 31(1)(c) then indicate date of allotment/extinguishment	Not Applicable	
4	Declaration: The Listed entity is required to submit the following declaration to the extent of submission of information:		
	Particulars	Yes*	No*
	1. Whether the Listed Entity has issued any partly paid up shares?		No
	2. Whether the Listed Entity has issued any Convertible Securities or Warrants?		No
	3. Whether the Listed Entity has any shares against which depository receipts are issued?		No
	4. Whether the Listed Entity has any shares in locked-in?		No
	5. Whether any shares held by promoters are pledge or otherwise encumbered?		No
	* If the Listed Entity selects the option 'No' for the questions above, the columns for the partly paid up shares, Outstanding Convertible Securities/ Warrants, depository receipts, locked-in shares, No of shares pledged or otherwise encumbered by promoters, as applicable, shall not be displayed at the time of dissemination on the Stock Exchange website. Also wherever there is 'No' declared by Listed Entity in above table the values will be considered as 'Zero' by default on submission of the format of holding of specified securities.		
5	The tabular format for disclosure of holding of specified securities is as follows:-		



GAYATRI TISSUES & PAPERS LTD.

(Handwritten Signature)

(DINESH VEMULA)

Company Secretary & Compliance Officer

Table I - Summary Statement holding of specified securities

Category	Category of shareholder	Nos. of share holders	No. of fully paid up equity shares held	No. of Partly paid-up equity Shares held	No. of shares underlying Depository Receipts	Total nos. shares held	Shareholding as a % of total no. of shares (calculated as per SCRR 1957)
(I)	(II)	(III)	(IV)	(V)	(VI)	(VII) = (IV)+(V)+(VI)	(VIII) As a % of (A+B+C2)
(A)	Promoter & Promoter Group	1	1124700	0	0	1124700	74.98
(B)	Public	183	375300	0	0	375300	25.02
(C)	Non Promoter- Non Public	0	0	0	0	0	0
(C1)	Shares underlying DRs	0	0	0	0	0	0
(C2)	Shares held by Employee Trusts	0	0	0	0	0	0
	Total	184	1500000	0	0	1500000	100



Number of Voting Rights held in each class of securities				No. of Shares Underlying Outstanding convertible securities (including Warrants)	Shareholding, as a % assuming full conversion of convertible securities (as a percentage of diluted share capital)	Number of Locked in shares		Number of Shares pledged or otherwise encumbered		Number of equity shares held in dematerialized form
Class EQUITY	Class Y	Total	Total as a % of (A+B+C)			No. (a)	As a % of total Shares held (b)	No. (a)	As a % of total Shares held (b)	
(IX)				(X)	(XI) = (VII)+(X) As a % of (A+B+C2)	(XII)		(XIII)		(XIV)
1124700	0	1124700	74.98	0	74.98	0	0	0	0	1124700
375300	0	375300	25.02	0	25.02	0	0	0	0	78500
0	0	0	0	0	0	0	0	0	0	0
0	0	0	0	0	0	0	0	0	0	0
0	0	0	0	0	0	0	0	0	0	0
1500000	0	1500000	100	0	100	0	0	0	0	1203200





Table II - Statement showing shareholding pattern of the Promoter and Promoter Group

Category	Category of shareholder	Pan Number	Nos. of share holders	No. of fully paid up equity shares held	Partly paid-up equity Shares held	No. of shares underlying Depository Receipts	Total nos. shares held	Shareholding % calculated as per SCRR, 1957
	(I)	(II)	(III)	(IV)	(V)	(VI)	=IV+V+VI	(VIII)
(1)	Indian				0	0		0
(a)	Individuals/Hindu Undivided Family		1	1124700	0	0	1124700	74.98
	INDIRA TIKKAVARAPU	ABNPT7403L		1124700	0	0	1124700	74.98
(b)	Central Government/State		0	0	0	0	0	0
(b)	Financial Institutions/Banks		0	0	0	0	0	0
(d)	Any Other		0	0	0	0	0	0
(e)	Bodies Corporate		0	0	0	0	0	0
(f)	Trust		0	0	0	0	0	0
	Sub-Total(A)(1)		1	1124700	0	0	1124700	74.98
(2)	Foreign				0	0		0
(a)	Individuals(Non Resident Foreign Individuals)		0	0	0	0	0	0
(b)	Government		0	0	0	0	0	0
(c)	Institutions		0	0	0	0	0	0
(d)	Foreign Portfolio Investors		0	0	0	0	0	0
(e)	Any Other		0	0	0	0	0	0
	Sub-Total(A)(2)		0	0	0	0	0	0
	Total Shareholding of Promoter and Promoter Group A = (A)(1)+(A)(2)		1	1124700	0	0	1124700	74.98



Number of Voting Rights held in each class of securities				No Of Shares Underlying Outstanding Convertible Securities(Including Warrants)	TOTAL Shareholding as a% assuming full conversion of convertible securities as a percentage	Number of Locked in Shares		Number Of Shares Pledged Or Otherwise encumbered		Number Of Equity Shares Held in Dematerialized Form
Class EQUITY	Class Y	Total	Total as a % of (A+B+C)			No. (a)	As a % of total Shares held (b)	No. (a)	As a % of total Shares held (b)	
(IX)				(X)	of A+B+C2	(XII)		(XIII)		(XIV)
	0		0		0		0		0	
1124700	0	1124700	74.98	0	0		0		0	1124700
1124700	0	1124700	74.98	0	74.98		0		0	1124700
0	0	0	0	0	0		0		0	0
0	0	0	0	0	0		0		0	0
0	0	0	0	0	0		0		0	0
0	0	0	0	0	0		0		0	0
0	0	0	0	0	0		0		0	0
1124700	0	1124700	74.98	0	0		0		0	1124700
	0		0		0		0		0	
0	0	0	0	0	0		0		0	0
0	0	0	0	0	0		0		0	0
0	0	0	0	0	0		0		0	0
0	0	0	0	0	0		0		0	0
0	0	0	0	0	0		0		0	0
0	0	0	0	0	0		0		0	0
0	0	0	0	0	0		0		0	0
1124700	0	1124700	74.98	0	0		0		0	1124700




Table III - Statement showing shareholding pattern of the Public shareholder

Category	Category of shareholder	Pan Number	Nos. of shareholders	No. of fully paid up equity shares held	Partly paid-up equity Shares held	No. of shares underlying Depository Receipts	Total nos. shares held	Shareholding % calculated as per SCRA, 1957
	(I)	(II)	(III)	(IV)	(V)	(VI)	(VII) = (IV+V+VI)	(VIII)
(1)	Institutions					0		0
(a)	Mutual Funds/UTI		0	0	0	0	0	0
(b)	Venture Capital Funds		0	0	0	0	0	0
(c)	Alternate Investment Funds		0	0	0	0	0	0
(d)	Foreign Venture Capital Funds		0	0	0	0	0	0
(e)	Foreign Portfolio Investors – Individual (FPI)		0	0	0	0	0	0
(f)	Foreign Portfolio Investors – Corporate (FPI)		0	0	0	0	0	0
(g)	Financial Institutions/Banks		0	0	0	0	0	0
(h)	Insurance Companies		0	0	0	0	0	0
(i)	Provident Funds / Pension Funds		0	0	0	0	0	0
(j)	Any Other		0	0	0	0	0	0
(k)	Foreign Institutional Investors		0	0	0	0	0	0
(l)	Qualified Foreign Investor		0	0	0	0	0	0
(m)	Qualified Foreign Investor-Corporate		0	0	0	0	0	0
(n)	Foreign Bodies Corp		0	0	0	0	0	0
(o)	Foreign Nation		0	0	0	0	0	0
	Sub-Total(B)(1)		0	0	0	0	0	0
(2)	Central Government/State Government(s)		0	0	0	0	0	0
	Sub-Total(B)(2)		0	0	0	0	0	0
(3)	Non Institutions					0		0
(a)	Individual ShareHolders holding nominal share capital upto 2Lakh		182	301200	0	0	301200	20.08
(b)	Individual ShareHolders holding nominal share capital in excess of 2Lakh		1	74100	0	0	74100	4.94
	PURNA CHANDER RAO POPURI	AGSPP1300L		74100	0	0	74100	4.94
(c)	NBFCs Registered with RBI		0	0	0	0	0	0
(d)	Employee Trusts		0	0	0	0	0	0
(e)	Overseas Depositories (Holding DRs) (Balancing Figure)		0	0	0	0	0	0
(f)	Any Other		0	0	0	0	0	0
(g)	Bodies Corporate		0	0	0	0	0	0
(h)	Clearing Member		0	0	0	0	0	0
(i)	Trust		0	0	0	0	0	0
(j)	Non Resident Individuals		0	0	0	0	0	0
	Sub-Total(B)(3)		183	375300	0	0	375300	25.02
	Total Public Shareholding B = (B)(1)+(B)(2)+(B)(3)		183	375300	0	0	375300	25.02


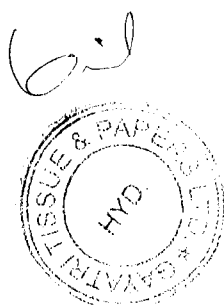


Table IV - Statement showing shareholding pattern of the Non Promoter- Non Public shareholder

Category	Category & Name of the Shareholder (I)	Pan Number (II)	Nos. of share holders (III)	No. of fully paid up equity shares held (IV)	Partly paid-up equity Shares held (V)	No. of shares underlying Depository Receipts (VI)	Total nos. shares held (VII = IV+V+VI)	Shareholding % calculated as per SCRR, 1957 As a % of (A+B+C2) x100D (VIII)
	(I)	(II)	(III)	(IV)	(V)	(VI)	(VII)	(VIII)
	1 Custodian/DR Holder							
	(a) Name of DR Holder (if available)							
	(i)							
	(ii)							
	Employee Benefit Trust (under SEBI (Share based Employee Benefit) Regulations, 2014)							
	2 (a) Names							
	Total Non-Promoter- Non Public Shareholding (C)= (C)(1)+(C)(2)							



Number of Voting Rights held in each				No Of Shares Underlying Outstanding Convertible Securities(Including Warrants) (X)	TOTAL Shareholding as a% assuming full conversion of convertible securities (as a percentage of diluted share capital)_x00D_(XI)	Number Of		Number Of Shares		Number Of Equity Shares Held in Dematerialized Form (XIV)_x00D_(Not Applicable)
Class EQUITY	Class Y	Total	Total as a % of total Voting Rights			No.	As a % of total Shares held	No. (Not applicable)	As a % of total Shares held (Not applicable)_x00D_	
(IX)				(X)	of A+B+C2	(XII)		(XIII)		(XIV)

