

(1) (a)

Statement Showing Shareholding Pattern


Name of the Company: GAYATRI TISSUES AND PAPERS LIMITED

Quarter ended 31.03.2014


Scrip Code :512479(BSE); Name of the Scrip:Gayatri Tissue and Papers Limited; Class of Security: Equity

| Partly paid-up shares:- | No. of partly paid-up shares | As a % of total no. of partly paid-up Shares | As a % of total no. of shares of the company |
|--|-------------------------------|---|--|
| Held by promoter/promoter group | 0 | 0 | 0 |
| Held by public | 0 | 0 | 0 |
| Total | 0 | 0 | 0 |
| Outstanding convertible securities:- | No. of outstanding securities | As a % of total no. of outstanding convertible securities | As a % of total no. of shares of the company, assuming full conversion of the convertible securities |
| Held by promoter/promoter group | 0 | 0 | 0 |
| Held by public | 0 | 0 | 0 |
| Total | 0 | 0 | 0 |
| Warrants:- | No. of warrants | As a % of total no. of warrants | As a % of total no. of shares of the company, assuming full conversion of Warrants |
| Held by promoter/promoter group | 0 | 0.00 | 0.00 |
| Held by public | 0 | 0.00 | 0.00 |
| Total | 0 | 0.00 | 0.00 |
| Total paid-up capital of the company, assuming full conversion of warrants and convertible securities | 1500000 | | |

| Category Code | Category of Shareholder | Number of Share Holders | Total Number of Shares | Number of Shares held in Dematerialized Form | Total Shareholding as a percentage of total Number of Shares | | Shares Pledged or otherwise encumbered | |
|---------------|--|-------------------------|------------------------|--|--|----------------------------------|--|--|
| | | | | | As a Percentage of (A+B) (VI) | As a Percentage of (A+B+C) (VII) | Number of Shares (VIII) | As a Percentage (IX) = (VIII)/(IV)*100 |
| (I) | (II) | (III) | (IV) | (V) | (VI) | (VII) | (VIII) | (IX) |
| A | Promoter and Promoter Group | | | | | | | |
| (1) | Indian | | | | | | | |
| (a) | Individuals/Hindu Undivided Family | 1 | 1124700 | 1124700 | 74.98 | 74.98 | 0 | 0.00 |
| (b) | Central Government /State Government (s) | 0 | 0 | 0 | - | - | 0 | - |
| (c) | Bodies Corporate | 0 | 0 | 0 | - | - | 0 | - |
| (d) | Financial Institutions / Banks | 0 | 0 | 0 | - | - | 0 | - |
| (e) | Any other(PAC) | 0 | 0 | 0 | - | - | 0 | 0.00 |
| (f) | Others | 0 | 0 | 0 | 0.00% | 0 | 0 | 0 |
| | Sub-Total (A)(1) | 1 | 1124700 | 1124700 | 74.98 | 74.98 | 0 | 0.00 |
| (2) | Foreign | | | | | | | |
| (a) | Individuals (Non Resident Individuals) | 0 | 0 | 0 | - | - | 0 | - |
| (b) | Bodies Corporate | 0 | 0 | 0 | - | - | 0 | - |
| (c) | Institutions | 0 | 0 | 0 | - | - | 0 | - |
| (d) | Qualified Foreign Investor | 0 | 0 | 0 | - | - | 0 | - |
| (e) | Any Other | 0 | 0 | 0 | - | - | 0 | - |
| | Sub-Total (A)(2) | 0 | 0 | 0 | - | - | 0 | - |
| | Total Shareholding of Promoter and Promoter Group A=(A)(1) + (A)(2) | 1 | 1124700 | 1124700 | 74.98 | 74.98 | 0 | 0 |
| B | Public Shareholding | | | | | | | |
| (1) | Institutions | | | | | | | |
| (a) | Mutual Funds/UTI | 0 | 0 | 0 | - | - | 0 | - |
| (b) | Financial Institutions/Banks | 0 | 0 | 0 | - | - | 0 | - |
| (c) | Central Government/State Government | 0 | 0 | 0 | - | - | 0 | - |
| (d) | Venture Capital Funds | 0 | 0 | 0 | - | - | 0 | - |
| (e) | Insurance Companies | 0 | 0 | 0 | - | - | 0 | - |
| (f) | Foreign Institutional Investors | 0 | 0 | 0 | - | - | 0 | - |
| (g) | Foreign Venture Capital Investors | 0 | 0 | 0 | - | - | 0 | - |
| (h) | Qualified Foreign Investor | 0 | 0 | 0 | - | - | 0 | - |
| (i) | Any Other | 0 | 0 | 0 | - | - | 0 | - |



| | | | | | | | | |
|-----|---|-----|---------|---------|--------|--------|---|---|
| | Sub-Total (B)(1) | 0 | 0 | 0 | - | - | 0 | - |
| (2) | Non-institutions | | | | | | | |
| (a) | Bodies Corporate | 0 | 0 | 0 | - | - | 0 | - |
| (b) | Individuals | | | | | | | |
| | i Individual Shareholders holding nominal share capital upto Rs. 1 | 182 | 301200 | 4200 | 20.08 | 20.08 | 0 | - |
| | ii Individual Shareholders holding nominal share capital in excess of Rs. 1 Lakh | 1 | 74100 | 74100 | 4.94 | 4.94 | 0 | - |
| | Qualified Foreign Investor- | | | | | | | |
| (c) | Corporate | 0 | 0 | 0 | - | - | 0 | - |
| (d) | CLEARING MEMBER | 0 | 0 | 0 | - | - | 0 | - |
| (e) | TRUST | 0 | 0 | 0 | - | - | 0 | - |
| (f) | Non Resident Individuals | 0 | 0 | 0 | - | - | 0 | - |
| (g) | Foreign Bodies Corp | 0 | 0 | 0 | - | - | 0 | - |
| (h) | Foreign Nation | 0 | 0 | 0 | - | - | 0 | - |
| | Sub-Total (B)(2) | 183 | 375300 | 78300 | 25.02 | 25.02 | 0 | - |
| | Total Public Shareholding | | | | | | | |
| | B=(B)(1)+(B)(2) | 183 | 375300 | 78300 | 25.02 | 25.02 | 0 | - |
| | Total (A)+(B) | 184 | 1500000 | 1203000 | 100.00 | 100.00 | 0 | - |
| (C) | Shares held by Custodians and against which Depository Receipts have been issued | | | | | | | |
| (1) | Promoter and Prmoter Group | 0 | 0 | 0 | 0 | 0 | 0 | 0 |
| (2) | Public | 0 | 0 | 0 | 0 | 0 | 0 | 0 |
| | GRAND TOTAL (A) + (B) + (C) | 184 | 1500000 | 1203000 | 100.00 | 100.00 | 0 | 0 |




**(I)(b) Statement showing Shareholding of persons belonging to the category
“Promoter and Promoter Group”**

| Sl. No. | Name of the shareholder | Total shares held | | Shares pledged or | | | Details of | | Details of Convertible | | Total Shares (including underlying shares assuming full conversion of warrants and convertible securities) as a % of diluted share capital No. of shares |
|---------|-------------------------|-------------------|-----------------------------------|-------------------|------------------------|-----------------------------------|---------------------------|---|-----------------------------------|---|--|
| | | Number | As a % of grand total (A)+(B)+(C) | Number | % of Total Shares Held | As a % of grand total (A)+(B)+(C) | No of warrant held (VIII) | As a % total number of warrants of the same class | No of convertible securities held | As a % total number of convertible securities of the same class | |
| 1 | INDIRA TIKKAVARAPU | 1124700 | 74.98 | 0 | 0.00 | 0.00 | 0 | 0.00 | 0 | 0.00 | 74.98 |
| | TOTAL | 1124700 | 74.98 | 0 | 0.00 | 0.00 | 0 | 0.00 | 0 | 0.00 | 74.98 |

**(I)(c) Statement showing Shareholding of persons belonging to the category
“Public” and holding more than 1% of the total number of shares**

| Sl. No. | Name of the shareholder | No. of shares | Shares as % of Total No. of Shares | Details of | | Details of | | Total Shares (including underlying shares assuming full conversion of warrants and convertible securities) as a % of diluted share capital No. of shares |
|---------|--------------------------|---------------|------------------------------------|---------------------|---|-----------------------------------|--|--|
| | | | | No of warrants held | As a % total number of warrants of the same class | No of convertible securities held | % total number of convertible securities of the same class | |
| 1 | PURNA CHANDER RAO POPURI | 74100 | 4.94 | 0 | 0 | 0 | 0 | 4.94 |
| | TOTAL | 74100 | 4.94 | 0 | 0 | 0 | 0 | 4.94 |



**(I)(c) Statement showing Shareholding of persons belonging to the category
“Public” and holding more than 5% of the total number of shares**

| Sl. No. | Name of the shareholder | No. of shares | Shares as % of Total No. of Shares | Details of Warrants | | Details of Convertible | | Total Shares (including underlying shares assuming full conversion of warrants and convertible securities) as a % of diluted share capital No. of shares |
|---------|-------------------------|---------------|------------------------------------|---------------------|---|-----------------------------------|--|--|
| | | | | No of warrants held | As a % total number of warrants of the same class | No of convertible securities held | % total number of convertible securities of the same class | |
| 1 | TOTAL | 0 | 0 | 0 | 0 | 0 | 0 | 0 |
| | TOTAL | | | | | | | |

(I)(d) Statement showing details of locked-in shares

| Sl. No. | Name of the shareholder | Number of shares | Shares as % of Total No. of Shares | Category |
|---------|-------------------------|------------------|------------------------------------|----------|
| | TOTAL | 0 | 0 | |
| | TOTAL | | | |

(II)(a) Statement showing details of Depository Receipts (DRs)

| Sl. No. | Type of outstanding DR (ADRs, GDRs, SDRs, etc.) | Number of outstanding DRs | Number of shares underlying outstanding DRs | Shares underlying outstanding DRs as a percentage of total number of shares |
|---------|---|---------------------------|---|---|
| 1 | TOTAL | 0 | 0 | 0.00 |
| | TOTAL | | | |

(II)(b) Statement showing Holding of Depository Receipts (DRs), where underlying shares are in excess of 1% of the total number of shares

| Sl. No. | Name of the DR Holder | Type of outstanding DR (ADRs, GDRs, SDRs, etc.) | Number of shares underlying outstanding DRs | Shares underlying outstanding DRs as a percentage of total number of shares |
|---------|-----------------------|---|---|---|
| 1 | TOTAL | | 0 | 0.00 |
| | TOTAL | | | |

